



Pikes Peak Woodturners

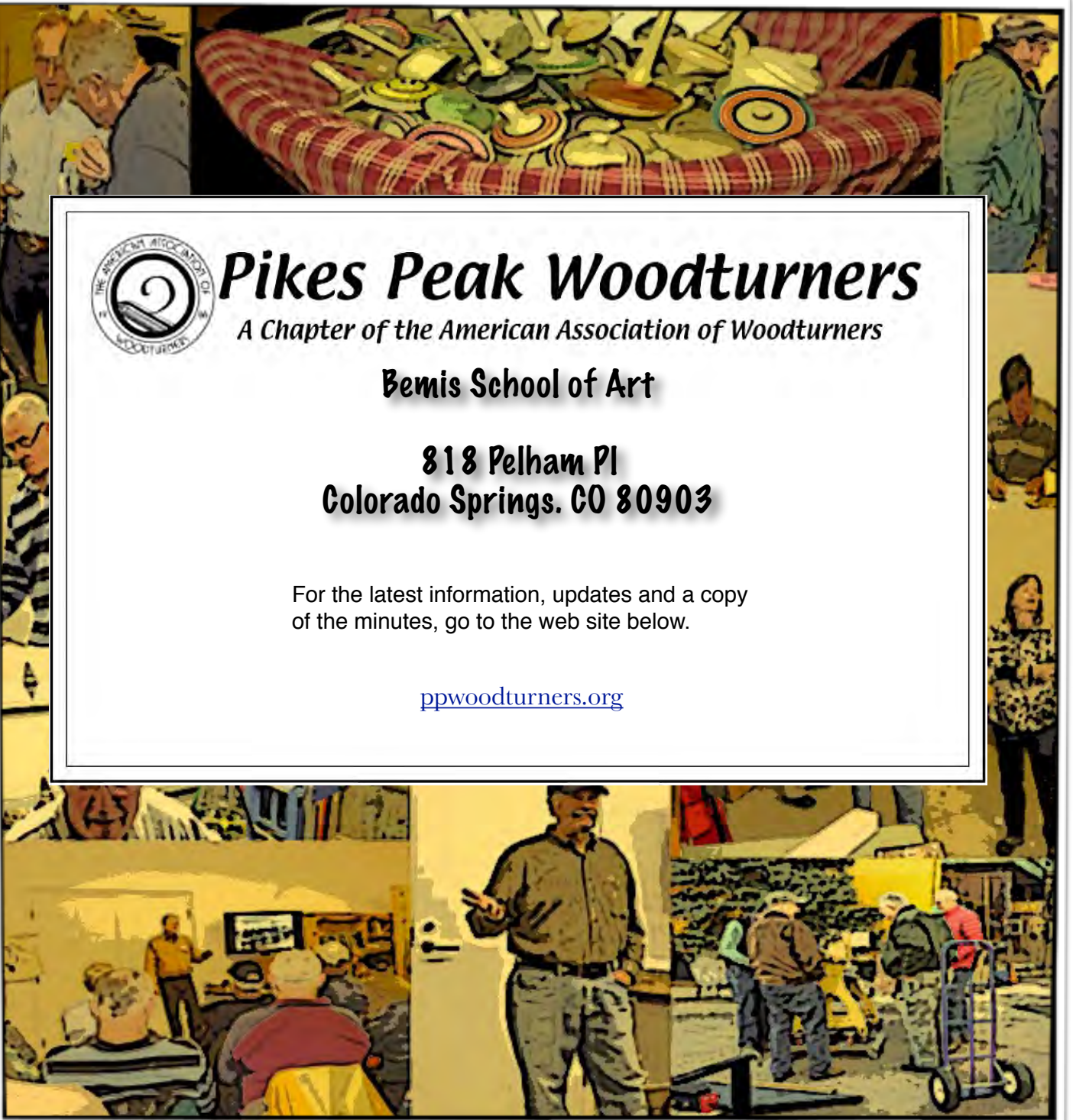
A Chapter of the American Association of Woodturners

Bemis School of Art

**818 Pelham Pl
Colorado Springs, CO 80903**

For the latest information, updates and a copy
of the minutes, go to the web site below.

ppwoodturners.org



SEPTEMBER MEETING

Friday September 2nd

PRESIDENTS MESSAGE

I'm sitting here, drinking my mint chocolate coffee, and trying to figure out what to write for this month, there is a bit of chill in the air. Just a reminder that fall is around the corner and I better get out and split some firewood. It also means a bit more shop time as the temperature inside won't be in the high 90s or 100s. I might actually get around to working on some of the new techniques I've learned during the demos this year. Oh, and yes I know they've invented A/C and insulation.

We had a huge turnout for Nick Agars demo. His painting and dying techniques are out of this world. However his methods are well within the reach of all of us with a little practice. There's that word again, practice, practice, practice! Of course it's hard to practice with that HF pin stripe sprayer still in the box. You could also use up that little bit of spray paint still in the can you've been saving for that just in case. While color matters for a finished product, go ahead and use up that glow in the dark pink.

While his demo was a bit restricted do fumes and the lack of exhaust ventilation, Nick gave an outstanding demo. I loved his use of an old time car horn to get everyone's attention after break. He also throws a lot of humor into his demo which keeps everyone attentive. You didn't want to miss the punch line. And shame on me. I almost forgot to mention his amazing use of the "Mouth Atomizer". Two tubes hinged at a 90° angle. You stick one end in the paint and blow, yes blow through the other. Amazingly simple but effective. I dare say I smell a future Presidents Challenge?

Have you ever turned a lidded box or vessel only to have the lid too loose or worse yet get t totally stuck on? While they don't have an App for that, yet. We might have a solution for you. Make sure to come to the meeting Friday September 2nd. Our very own Milo Scott will be demoing his threaded inserts and process. This should be a good one. I've seen Milo's demos and he is very thorough but in a manner that even the beginning turner can understand.

The Saturday after the meeting is our third demo for the Bemis School. This one is for the school faculty and their children. We will be turning tops so the big and little kids will have something to take home. We're going to set up Friday after the meeting. If you



would like to stay after and help set-up it would be great to have the help. If you would like to assist on Saturday, I believe its 10:00 to 1:00, contact Kay.

The following Saturday, the 10th at 10:00, Robert has set up a pen turning demo at the senior center. If you can lend a hand let him know. I've tried to attend as many of the demos or classes as possible. They have all been received very well. The folks are curious and very often amazed at what you can accomplish by prodding a fast turning object with a sharp metal stick.



You may have been hoping but I didn't forget. We still have an outstanding President's Challenge from Larry Fox's June demo. Try an Inlay, Outlay and/or Cutaway from Larry's demo.

See you al at the next meeting on Friday, September 2nd. Until then be safe and keep on turning.

Vic

What Happened at the August Meeting:

If you missed the August meeting, you missed out on one of the best meetings of the year. Nick Agar is a fantastic teacher who has pioneered some great decorative techniques. He shared many of those techniques with us at the meeting. What I love most about his techniques is that anyone can do it, especially after watching his detailed demonstrations.



Here are just a few of the pieces that Nick demonstrated at the meeting. All the pieces that he turned will be auctioned off at the club meeting to raise funds for the club.

September Meeting

Milo Scott: Turning a lidded box

As Vic pointed out in he's Presidents Message, turning a lidded box can be a bit tricky especially when it comes to making sure the lid fits just right, not to loose and not to tight, just right. Well Milo has the solution, use threaded inserts and the top goes on just right. I can attest to the simplicity of these inserts and have been using them ever since Milo started making them available to club members.



Around The Club:

Saturday September 3rd

The Bemis faculty and their children have been invited to join us in our Bemis classroom to get a snap shot of what woodturning is all about. We will be turning the ever popular tops. Kay Liggett will be heading up this effort. If you are interested in helping out please contact Kay.



Saturday September 10th

Robert will be demonstrating pen turning at the senior center. If you are interested in helping out, contact Robert.



Bemis Class

Our next class--intro to wood turning bowls, will be October 8th at Bemis. This is a great way for folks to see if they like our sport! All tools and wood are provided. Register at the Colorado Springs Fine Arts Center website.



Empty Bowl


Please bring donated bowls to the September meeting, or let us know how many you will have by October 1st!



For Sale

Delta Midi Lath with Stand and Extended Bed. Like New, used approx. 20 times. New Value around \$750 asking \$400 or OBO. Great value for anyone wanting a beginner lath or a secondary.

Contact Bill Lavoie @ blavoie777@hotmail.com or 719-440-5084.



THREADED INSERTS --use for any vessel or box that needs a secure lid-- mount the ring insert in the vessel; mount the disk insert in the lid. Hard maple holds threads; 10 tpi.

Outside x Opening/Price

3 5/8" x 3" / \$16.98

3" x 2 3/8" / \$14.98

2 1/4" x 1 5/8" / \$12.98

1 3/4" x 1 1/4" / \$10.98

MILO SCOTT 719-360-9821

Dr. Bob Gibbs--rough out cored dry bowl blanks, Wisconsin hardwood burls
488-9487

GREENWOOD SEALER: \$15 per gallon, all profit goes to the club. Only 15 gallons remain, so get yours soon! It will be at least one year from the sale of the last gallon before more is available at this club member price. Contact Tony Bevis, tony@asawyerb.com or 719 660 8305

Dennis Liggett- CA glue, accelerator and Epoxy. 719 481-8754

Who Ya Gonna Call?

Dr Bob - basic turning techniques, bowls, platters, hollow forms, coring, drying and storing, bottle stoppers, natural edge work, winked bowls and boxes 488-9487

Dennis Korth--teacher-coach 634-1260

Tony Bevis--a professional turner
660-8305

Juergen Schleicher - a professional turner
540-9921

Dennis Liggett-- a twist work specialist, teacher; 481-8754

Dick Breckon--our club's founder;
597-9718

Vic Vickers --pen specialist, 683-3350

Scott Longberry --494-1265

Robert Brewer --640-5235

Take the initiative, and call these folks when you need help!

TRAINING AVAILABLE IN COLORADO

Nick Agar will hold a 3-day class August 1-2-3 at Lee Carter's shop, the Rocky Mountain School of Woodturning, in Laporte, Colorado (just west of Ft. Collins). This is the only class available with him in Colorado in 2016. He will also teach a Signature Class for Craft Supplies in Provo in July.

The class will feature the Viking Sunset Bowl, attention to cutting undercut rims for bowls, and every possible way to apply surface decoration to your work. It is well within range for any woodturner, and you will be introduced to a variety of equipment that will be new for even the most experienced club member.

To reserve a place in the class at Lee's shop, call Lee at 970-221-4382 for details and rates.

Our mentoring sessions are just the beginning of learning to turn with more experienced woodturners. We are fortunate in Colorado to have hands-on instruction with a variety of teachers. Here are some of the opportunities:

ROCKY MTN SCHOOL OF
WOODTURNING with Lee Carter in
Ft. Collins: Excellent foundation for
tool use, all levels. Call 970- 221-4382

TRENT BOSCH (Ft. Collins): Small
classes for 3 days, using Trent's tools
and lathes. All levels. TrentBosch.com

ANDERSON RANCH: Summer 5-day
classes in Snowmass; different levels
available. AndersonRanch.org

Red Rocks Community College in
Arvada and Lakewood offers a Fine
Woodworking Associate Degree with
woodturning classes. Request their
catalog: rrcc.edu Class is scheduled
after students sign up.

MICHAEL ROPER teaches at Red Rocks
CC, Denver, Rockler and in his shop in
Ever- green: roperwoodturning.com

KEITH GOTSCHALL teaches from his
studio in Salida. KeithGotschall.com

CLUB OFFICERS

VIC VICKERS
PRESIDENT
719-683-3350

vicvickers@elpasotel.net

KAY LIGGETT
VICE PRESIDENT
719-466-1557

kkliggett@gmail.com

BILL KANE
TREASURER
719-495-8245 Home
719-482-8954 Cell

williamkane1@q.com

TIM CARLSON
SECRETARY
720-339-3079

butchnlis@msn.com

BILL LAVOIE
LIBRARIAN
719-440-5084

blavoie777@hotmail.com

MARK HARRY
NEWSLETTER EDITOR
719-337-4962

mharry@mac.com

STEVE MAIKELL
WEBMASTER
719-963-9931

semaike@hotmail.com

MARK HARRY
DIR. EDUCATION
719-337-4962

mharry@mac.com

ROBERT BREWER
DEMOS/OUTREACH
719-640-5325

toyt225@q.com